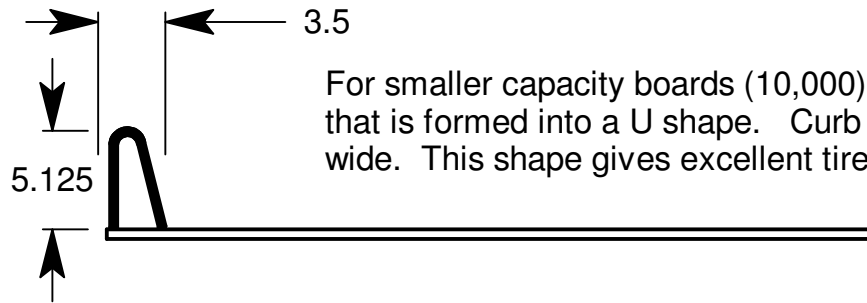
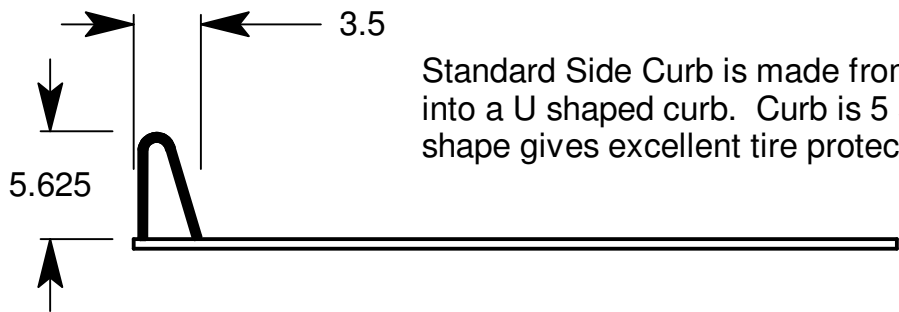


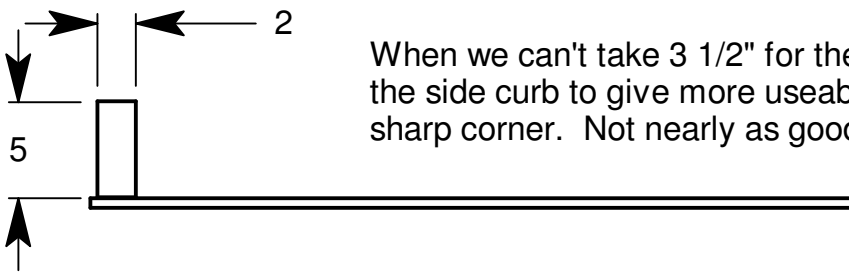
# Side Rails for Steel Railroad Dockboards



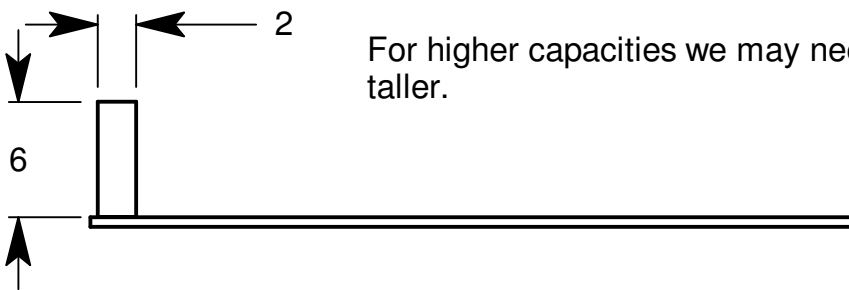
For smaller capacity boards (10,000) we use a smaller curb that is formed into a U shape. Curb is 5 1/8" high x 3 1/2" wide. This shape gives excellent tire protection.



Standard Side Curb is made from 1/4" thick steel and formed into a U shaped curb. Curb is 5 5/8" high x 3 1/2" wide. This shape gives excellent tire protection.



When we can't take 3 1/2" for the curb we use a solid bar for the side curb to give more useable width. But this curb has a sharp corner. Not nearly as good as standard curb.



For higher capacities we may need to make the side curb taller.