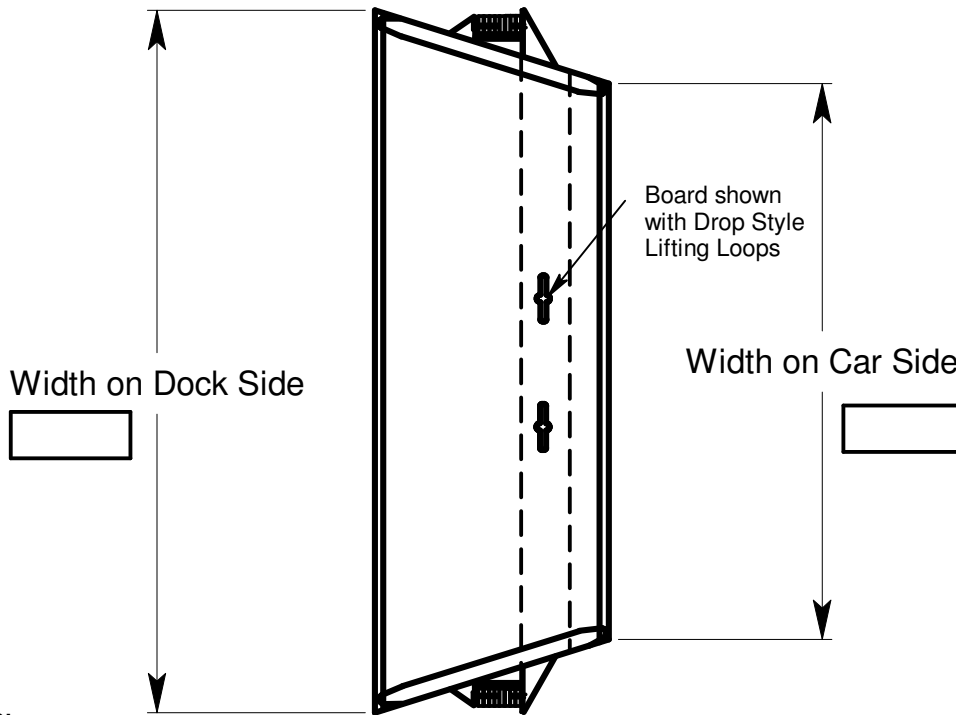


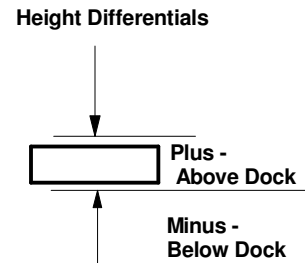
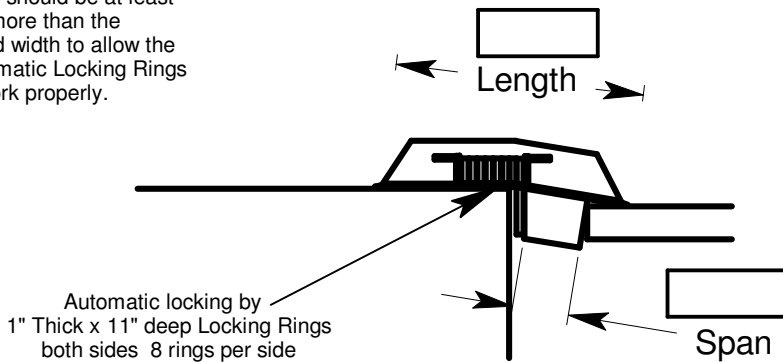
# Quotation for: Steel Railroad Dockboard - Type SBF



Modern Light Metals Inc.  
Coloma, MI 49038  
Ph. 269-468-5041



**Note:**  
If board is to go into a doorway, the doorway width should be at least 12" more than the board width to allow the Automatic Locking Rings to work properly.



Board shown with Minus Height Differential

<b>Quotation Detail: Model Number</b> <b>SBF</b> <input type="text"/> <input type="text"/> / <input type="text"/> <input type="text"/> <input type="text"/>		<b>Price: Good for 60 days</b> <b>Terms:</b> _____ <b>Shipment: 14-21 days ARO</b> <b>F.O.B.: Coloma, Michigan</b>		<b>Shipping Weight</b> _____ <b>Price of Dockboard</b> <b>(without accessories)</b> _____ <b>Price of</b> _____ <b>Price of</b> _____	
Signifies Steel Railroad Dockboard Flared <b>C</b> Capacity in 1000's of lbs. <b>W</b> Overall Width On Dock Side in Inches <b>W</b> Overall Width At Car Side in Inches <b>L</b> Length in Inches <b>H</b> Max. Height Differential	Thank you for this opportunity to quote. We look forward to helping you in any way we can.		<b>Modern Light Metals, Inc.</b>		<b>Total Unit Price</b> _____ <b>Estimated Frt. Costs</b> _____ <b>Taxes</b> _____ <b>Total</b> _____
Non Standard or Optional Items Wanted Special Lip Length <input type="text"/> Lifting Loops <input checked="" type="checkbox"/> Automatic Locking Rings <input checked="" type="checkbox"/>		Customer Acceptance of this quotation: By _____ Date _____			